

GRADY-WHITE BOATS



1981



Hello...

...I'm Eddie Smith, Jr., builder of Grady-White boats. Let me tell you why owning a Grady-White is a happy experience and a sound investment.

Grady-White first became famous by earning the respect of experienced boaters from New England to the Outer Banks of North Carolina. Our wooden lapstrake boats with wide beams and a flared bow proved to be extremely safe, dependable, and performed superbly even under the roughest sea conditions.

Twelve years ago we enhanced the famous Grady-White boats by producing them in easy-to-care-for fiberglass. Every Grady-White hull and deck is still made by the time-consuming hand layup method that insures uniformity, greater strength from stem to stern, superb performance and lasting beauty, year after year. Each Grady-White is handcrafted throughout by skilled craftsmen who take great pride in their work. Our production is limited and unhurried so that we can meet our high standards and create a super boat every time. All Grady-White boats meet or exceed all required safety standards, including flotation.

Our company is family-owned and managed, and is one of the major boat manufacturers in the country. Our greatest personal satisfaction comes from knowing we make for you one of the finest, best performing, and safest boats at a fair price.

I know your dealer and his family personally. Giving him the service and factory support he needs is something I enjoy. I have sincerely endeavored to build each boat as if it were being built for me personally. My entire working life has been devoted to this personalized attention to production, sales and service.


You are invited to visit our new modern air-conditioned dust-free boat factory here in Greenville. We can show you how a Grady-White is made from stem to stern. Then you can fully understand why Grady-White is the choice of knowledgeable, skillful boaters. Sooner or later, as a serious boater, I'll bet you'll own a Grady-White.

Happy boating.

Sincerely,

Eddie Smith, Jr.

Eddie Smith, Jr.
President



Eddie Smith, President, Grady-White Boats, Inc.



Grady-White Boats, Inc., Greenville, N.C.

We're proud of each step in building a Grady-White.



1.

First, we inspect and polish the mold. Each mold is carefully inspected for flaws, then hand polished to insure a bright, smooth finish.

2.

The gel coat is applied in our dust-free spray booths. The finest NPG gel coat is sprayed into the polished molds, forming the smooth outer surfaces of your hull and deck.



3.

Hand laid fiberglass assures a stronger, safer hull.

Grady-White's hand laid fiberglass process provides much more hull strength than the less expensive chopped glass process. Each layer of fiberglass mat and woven roving is glassed in by hand, giving a more perfect control of the glass-to-resin ratio. This means the hull maintains a more uniform thickness for strength and durability.



4.

Stringers glassed in while the hull is still in its mold. While the hull cures in its mold, high-strength wooden stringers are glassed into place. These stringers, along with extra curing time in the mold, mean your hull will always retain its original shape.



5.

Flotation, strength and sound-proofing from the best polyurethane foam. Polyurethane foam is sprayed into strategic cavities in the hull and deck, adding flotation, strength and sound absorption.



6.

Pre-assembly inspection detects the slightest flaws. Before the hull and deck move into the assembly area, our quality control inspectors seek out tiny flaws that could mar the finish. Each one is repaired before the assembly process begins.



7.

Through-bolted hardware for lasting value. Every piece of standard hardware is through-bolted with locking nuts, giving added strength and safety for years to come.



8.

Every Grady-White gets the individual attention of a custom-made boat. We make all of our hardwood trim in our own shops. And each piece is custom fitted to the individual boat by skilled craftsmen. Gauges and cables are tested. All canvas is installed, then removed for shipping. In fact, all stern drive engines are test run before they leave the plant.



9.

The tough, final inspection. Each Grady-White is washed down before the strict final inspection. The reason? It's simply easier to inspect a clean boat.



10.

Built, stored and ready to use. If a Grady-White is not being readied for immediate shipment, it is protected from the elements in our large warehouse, designed specifically for boat storage.





190 Tarpon

With a removable fish well in the floor, side rod racks, a self-bailing cockpit, lockable storage and more than 75 square feet of cockpit and bow area, nothing beats this 19 footer for usable fishing space.



Cockpit forward



Removable floor fish well



Bow anchor locker



Walk-through storage compartment

Centerline length	18'11"
Beam amidships	94"
Transom height	20"
Transom width	92"
Hull draft	14"
Maximum h.p.	200 h.p.
Weight	1850 lbs.

Weight and dimensions are approximate and may vary.

Standard Features

Custom marinium deck hardware
Bow rail
Bow seats with storage compartment and an insulated icebox
Bow anchor storage compartment
Walk-thru windshield with tempered safety glass
Lockable storage compartment in walk-thru area
Heavy-duty gunwale molding
Stainless steel steering wheel

Covered instrument panel
Glove box with lock
Six built-in drink holders
Two pedestal chairs, swivel and sliding
Non-skid fiberglass cockpit liner
Self-bailing cockpit
Side storage shelves
Built-in jump seats
40 gallon aluminum gas tank with electric gauge
Rod racks
Removable fish well in cockpit floor
Removable stern light
Mechanical steering
Level foam flotation
BIA approved lighting and ventilation

Factory Options

Top and side curtains with boot
Aft curtain
Bow cover
Mooring cover
Windshield wiper(s)
Pedestal chair cover
48 qt. removable igloo insulated cooler with cushion deat
Chair gimbals
Horn
Cockpit lights
Automatic bilge pump
15 foot outrigger kit
Four flush mounted rod holders
Companion back-to-back sleeper seat
Teak swim platform with ladder, port side



Bow storage



192 Angler

The popular Angler is a traditional fisherman with flared bow, plenty of usable cockpit, and a solid lapstrake hull. With her deep vee and full 8-foot beam, she flattens short chop, takes heavy seas and even doubles as a ski boat.



Cockpit forward



Side storage shelves with optional cooler



Flared bow



Instrument Panel



Floor storage compartment

Centerline length
Beam amidships
Transom height
Transom width
Hull draft
Weight (w/120 h.p.)

19'1"
96"
43"
85"
14"
2360 lbs.

Back-to-back sleeper companion seat
Side storage shelves
Rod racks
Vinyl interior
Gunwale step pads
Non-skid vinyl floor covering
40 gallon aluminum gas tank
Insulated engine box with built-in drink holders
120 h.p. stern drive engine
Bilge pump and blower
Removable aft bait wells
Removable stern light
Basic foam flotation
BIA approved lighting and ventilation

Standard Features

Bow rail
Non-skid deck area
Heavy-duty gunwale molding
Step-thru windshield with tempered glass
Stainless steel steering wheel
Custom marinium deck hardware
Forward floor storage compartment
Full instrument panel
Glove box with lock
Teak drink holders for both forward facing seats
Helmsman pedestal chair, swivel and sliding

Factory Options

Top and side curtains with boot
Aft curtain
Mooring cover
Jump seats
Windshield wiper(s)
Horn
Teak swim platform with ladder, port side
Bow lifting ring
Cockpit lights
Four flush mounted rod holders
Pedestal chair, swivel and sliding
Pedestal chair cover
Back-to-back sleeper seat (starboard side)
48 quart removable igloo insulated cooler with cushion seat
Chair gimbals
Automatic bilge pump
15 foot outrigger kit
Engine options to 230 h.p.



193 Holiday

A wide, 94 inch beam, storage in the floor, sides and bow, plus an insulated icebox with overboard drain gives this 19 foot bow rider more usable space than much larger boats.




Cockpit floor storage compartment



Instrument panel



Bow storage and anchor locker



Walk-through storage compartment

Centerline length	18'11"
Beam amidships	94"
Transom height	20"
Transom width	92"
Hull draft	14"
Maximum h.p.	200 h.p.
Weight	1850 lbs.
Weight and dimensions are approximate and may vary.	

Standard Features

Custom marinium deck hardware
Bow rail
Bow seats with lockable ski storage and an insulated icebox
Bow bolsters
Bow anchor storage compartment
Walk-thru windshield with tempered glass
Lockable storage compartment in walk-thru area
Heavy-duty gunwale molding
Stainless steel steering wheel
Covered instrument panel
Glove box with lock

Six built-in drink holders
Back-to-back sleeper seats
Side storage shelves
Fully padded deck coaming
Deluxe vinyl interior
Easy care all weather carpeting
Cockpit floor storage compartment
40 gallon aluminum gas tank with electric gauge
Built-in jump seats
Removable stern light
Teak swim platform with ladder, port side
Mechanical steering
Leval foam flotation
BIA approved lighting and ventilation

Factory Options

Top and side curtains with boot
Aft curtain
Bow cover
Mooring cover
Windshield wiper(s)
Horn
Cockpit lights
Automatic bilge pump



Fold-down sleeper seats



194 Riviera

With back-to-back lounge seats for sunning, out-of-the-way floor storage, jump seats, and nearly 8 feet of beam, the Riviera is an ideal fun boat with room for lots of people.



Cockpit forward



Full instrument panel



Aft jump seats



Cockpit floor storage compartment

Centerline length	18'11"
Beam amidships	94"
Transom height	39"
Transom width	92"
Hull draft	14"
Weight (w/120 h.p.)	2500 lbs.
Weight and dimensions are approximate and may vary.	

Standard Features

- Custom marinium deck hardware
- Bow rail
- Bow seats with lockable ski storage and an insulated icebox
- Bow bolsters
- Bow anchor storage compartment
- Walk-thru windshield with tempered glass
- Lockable storage compartment in walk-thru area
- Heavy-duty gunwale molding
- Stainless steel steering wheel
- Glove box with lock
- Six built-in drink holders

- Covered instrument panel with speedometer and auxiliary switch panel
- Back-to-back sleeper seats
- Side storage shelves
- Full padded deck coaming
- Deluxe vinyl interior
- Easy care all weather carpeting
- Cockpit floor storage compartment
- 40 gallon aluminum gas tank
- 120 h.p. stern drive engine
- Bilge pump and blower
- Jump seats
- Removable stern light
- Teak swim platform with ladder, port side
- Padded aft sun deck
- Basic foam flotation
- BIA approved lighting and ventilation

Factory Options

- Top and side curtains with boot
- Aft curtain
- Bow cover
- Mooring cover
- Windshield wiper(s)
- Horn
- Cockpit lights
- Automatic bilge pump
- Engine options to 260 h.p.



Bow insulated icebox




195 Sportsman

Lock up your gear between fishing trips in the Sportsman's generous storage compartment under the foredeck. And out on the water, you'll appreciate the self-bailing cockpit, rod racks and drink holders.



Lockable under foredeck storage



Horizontal rod racks



Built-in jump seats



Cockpit forward

Centerline length	18'11"
Beam amidships	94"
Transom height	20"
Transom width	92"
Hull draft	14"
Maximum h.p.	200 h.p.
Weight	1800 lbs.
Weight and dimensions are approximate and may vary.	

Standard Features

- Custom marinium deck hardware
- Bow rail
- Lockable under foredeck storage
- Step-thru windshield with tempered glass
- Heavy-duty gunwale molding
- Stainless steel steering wheel
- Covered instrument panel
- Glove box with lock
- Four drink holders
- Helmsman pedestal chair, swivel and sliding
- Back-to-back sleeper companion seat
- Built-in jump seats

- Non-skid fiberglass cockpit liner
- Self-bailing cockpit
- Side storage shelves
- Rod racks
- Removable floor fish wells
- 40 gallon aluminum gas tank with electric gauge
- Removable stern light
- Mechanical steering
- Level foam flotation
- BIA approved lighting and ventilation

Factory Options

- Top and side curtains with boot
- Aft curtain
- Mooring cover
- Windshield wiper(s)
- Horn
- Bow lifting ring
- Chain pipe deck fitting
- Cockpit lights

- Four flush mounted rod holders
- Companion pedestal chair, swivel and sliding
- Pedestal chair cover
- Back-to-back sleeper seat (starboard side)
- 48 quart removable igloo insulated cooler with cushion seat
- Chair gimbals
- Teak swim platform with ladder, port side
- Automatic bilge pump
- 15 foot outrigger kit



Optional marine vinyl top



196 Atlantic

Uncluttered and easy to care for with full fiberglass liner, removable bait wells and a removable cockpit floor fish box, the Atlantic also has plenty of cockpit space and lockable storage to make fishing days easier on fishermen.



Cockpit forward



Helm chair and optional cooler



Full instrument panel



Removable floor fishwell



Aft cockpit jump seats

Centerline length 18'11"
Beam amidships 94"
Transom height 39"
Transom width 92"
Hull draft 14"
Weight (w/120 h.p.) 2500 lbs.
Weight and dimensions are approximate and may vary.

Standard Features

- Custom marinium deck hardware
- Bow rail
- Lockable under foredeck storage
- Step-thru windshield with tempered glass
- Heavy-duty gunwale molding
- Stainless steel steering wheel
- Covered instrument panel
- Glove box with lock
- Four drink holders
- Helmsman pedestal chair, swivel and sliding
- Back-to-back sleeper companion seat
- Non-skid fiberglass cockpit liner

- Side storage shelves
- Rod racks
- Removable fish well in cockpit floor
- 40 gallon aluminum gas tank
- Insulated engine box with built-in drink holders
- 120 h.p. stern drive engine
- Bilge pump and blower
- Removable aft bait wells
- Removable stern lights
- Basic foam flotation
- BIA approved lighting and ventilation

Factory Options

- Top and side curtains with boot
- Aft curtain
- Mooring cover
- Windshield wiper(s)
- Horn
- Bow lifting ring
- Chain pipe deck fitting

- Cockpit lights
- Four flush mounted rod holders
- Companion pedestal chair, swivel and sliding
- Jump seats
- Pedestal chair cover
- Back-to-back sleeper seat (starboard side)
- 48 quart removable igloo insulated cooler with cushion seat
- Chair gimbals
- Aft deck fresh water sink
- Teak swim platform with ladder
- Automatic bilge pump
- 15 foot outrigger kit
- Engine options to 260 h.p.



197

Bluefish

A big cockpit, and the protection of a top, windshield and side curtains gives this beamy bow rider more safety, comfort and fishability than similar sized center consoles.



Aft jump seats and top storage



Bow insulated icebox



Bow area with forward walk-through



Instrument panel



Centerline length	18'11"
Beam amidships	94"
Transom height	39"
Transom width	92"
Hull draft	14"
Maximum h.p.	200 h.p.
Weight (w/120 h.p.)	2550 lbs.

Weight and dimensions are approximate and may vary.

Standard Features

Custom marinium deck hardware
Bow rail
Bow seats with storage compartment and an insulated icebox
Bow anchor storage compartment
Walk-thru windshield with tempered safety glass
Lockable storage compartment in walk-thru area
Heavy-duty gunwale molding
Stainless steel steering wheel

Covered instrument panel
Glove box with lock
Six built-in drink holders
Two pedestal chairs, swivel and sliding
Non-skid fiberglass cockpit liner
Side storage shelves
40 gallon aluminum gas tank with electric gauge
Rod racks
Removable fish well in cockpit floor
Insulated engine box
Aft deck rigging area with cutting board
120 h.p. stern drive engine
Bilge pump and blower
Recessed top storage
Removable stern light
Basic foam flotation
BLA approved lighting and ventilation

Factory Options

Top and side curtains with boot
Aft curtain
Bow cover
Mooring cover
Windshield wiper(s)
Pedestal chair cover
48 qt. removable igloo insulated cooler with cushion seat
Chair gimbals
Horn
Cockpit lights
Automatic bilge pump
15 foot outrigger kit
Four flush mounted rod holders
Companion back-to-back sleeper seat
Teak swim platform with ladder, port side
Jump seats
Engine options to 260 h.p.



200 Dolphin

The versatile Dolphin has plenty of seating, 65 square feet of cockpit, lockable storage, and 96 quarts of insulated storage, making her a ski boat, a day boat and even an off-shore fishing boat.

Centerline length	19'8"
Beam amidships	96"
Transom height	20"
Transom width	92"
Hull draft	14"
Maximum h.p.	210 h.p.
Weight	2000 lbs.
Weight and dimensions are approximate and may vary.	

Standard Features

Full fiberglass liner
Non-skid fiberglass cockpit floor
Walk-thru tempered glass windshield with sliding forward hatch
Vinyl covered foam bunk cushions
Three large under bunk storage compartments
Cabin shelves
Bow compartment rope locker
Deluxe nylon cabin headliner
Cabin lamp
Teak lockable cabin door
Bow rail
Custom marinium deck hardware



Back-to-back sleep seats and lockable glove box

Cabin port light windows
Heavy-duty gunwale molding
Stainless steel steering wheel
Covered instrument panel
Pedestal chair, swivel and sliding
Companion back-to-back sleeper seat
Insulated fish box or storage compartment under helm'sman seat
Fish box seat cushion
Molded-in storage box with teak lid in front of companion seat
Four built-in drink holders
Glove box with lock
Removable fish well in cockpit floor
Side storage shelves
Rod racks, port side
Built-in jump seats
Two aft under-seat storage compartments
48 gallon aluminum gas tank with electric gauge
Mechanical steering
Removable stern light



Built-in jump seat, open



Built-in jumpseat, closed



Teak swim platform

Teak swim platform with ladder, port side
Level foam flotation
BIA approved lighting and ventilation

Factory Options

Top and side curtains with boot
Aft curtains
Mooring cover
Windshield wiper(s)
Horn
Marine head
Pedestal chair (companion), swivel and sliding
Pedestal chair cover
Chair gimbals
Bow lifting ring
Cockpit lights
Four flush mounted rod holders
Automatic bilge pump
15 foot outrigger kit
Chain pipe deck fitting
Snap in carpet



Optional snap-in carpet



204 Fisherman

Eleven storage compartments, twelve rod holders, a raised casting platform and an 80 gallon under-deck gas tank keep this 80 square foot self-bailing cockpit clean, open and ready to fight fish.



Raised casting platform shown with optional marine head installation



Aft bulkhead and molded-in boxes



Horizontal rod racks



Insulated fish box seat: optional



Center console

Centerline length	20'4"
Beam amidships	96"
Transom height (single)	25"
Transom height (twin)	20"
Transom width	94"
Hull draft	14"
Maximum h.p.	230 h.p.
Weight	1990 lbs.
Weight and dimensions are approximate and may vary.	

Standard Features

Tinted plexi-glass windshield with handrail
Console with forward insulated icebox seat
Two built-in drink holders in console
Console storage compartment with lockable door
Console radio box with hinged plexi-glass door
Stainless steel steering wheel
Self-bailing cockpit with a non-skid fiberglass floor
Non-skid gunwale molding deck surface

Pedestal chairs, swivel and sliding
Bow storage compartment
Forward compartment for storage or marine head
Two forward insulated fish boxes
Raised casting platform
Bow rail
Custom marinium deck hardware
Heavy-duty vinyl gunwale molding
Recessed rod storage compartments
80 gallon aluminum gas tank with electric gauge
Two aft cockpit insulated bait boxes with overboard drains
Two battery storage compartments
Aft cockpit fold-down motor well bulkhead
Removable stern light
Mechanical steering
Basic foam flotation
BIA approved lighting and ventilation

Factory Options

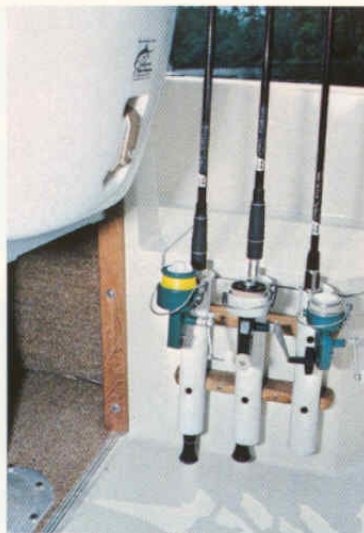
Folding "Bimini" top and boot
Side curtains
Casting platform sprayhood and boot
Connector top to sprayhood
Casting platform privacy curtain
Console cover
Chair covers
Chair gimbals
Mooring cover
Insulated fishbox seat with backrest in place of pedestal chairs
Seat cover for optional fishbox seat

Horn
Marine head
15 foot outrigger kit
Four flush mounted rod holders
Single binnacle control
Dual binnacle control
Bow lifting ring
Cockpit lights
Automatic bilge pump
Teak swim platform with ladder, port side
Live well aerator system in aft bait box
Hynautic steering
Salt water wash down
Aerated live well
Vertical rod storage holders (6 rods)



204-C Overnighter

A great 20 foot boat. This modified vee hull with a full 8 foot beam has proven stability and almost 65 square feet of self-bailing cockpit. Plus there are insulated fish boxes, under bunk storage and rod holders, too.



Vertical rod storage holders



Anchor locker, seat up



Removable bait wells and live well



Insulated cockpit fish boxes

Centerline length	20'4"
Beam amidships	96"
Transom height (single)	25"
Transom width	94"
Hull draft	14"
Maximum h.p.	230 h.p.
Weight	2220 lbs.
Weight and dimensions are approximate and may vary.	

Standard Features

Ventilating windshield with tempered glass
Sliding side cabin windows
Non-skid fiberglass cockpit floor
Stainless steel steering wheel
Covered instrument panel
Twin outboard capability
Pedestal chairs, swivel and sliding
Drink holders at helm and companion seats
Self-bailing cockpit with non-skid fiberglass floor
Two large insulated cockpit fish boxes with overboard drain
Vertical cockpit rod storage holders

Vinyl covered foam bunk cushions
Three large under bunk storage compartments
Fiberglass cabin liner
Cockpit floor storage compartment
Cabin lamp
Teak lockable cabin door
Opening bulkhead
Deluxe nylon cabin headliner
Recessed non-skid walkway around entire cabin
Cabin side rails
Bow rail
Insulated bow compartment with cushion seat for anchor, icebox, or fishwell.
Custom marinium deck hardware
Heavy-duty vinyl gunwale molding
65 gallon aluminum gas tank with electric gauge
Footrest storage box
Two removable aft bait wells
Insulated icebox or fish well between aft bait wells
Removable stern light

Mechanical steering
Basic foam flotation
Automatic bilge pump
BIA approved ventilation
International lighting

Factory Options

Folding top and side curtains with boot
Drop curtain
Helm station cover
Mooring cover
Chair cover
Windshield wiper(s)
Horn
Marine head
Chair gimbals
Bow lifting ring
Four flush mounted rod holders
Cockpit lights
15 foot outrigger kit
Stern seat cushions and safety rails

Single binnacle control
Dual binnacle control
Teak swim platform with ladder, port side
Transom modification (twin 20" engines)
Hynautic steering
Salt water wash down
Transom modification (20" twins)
Aerated live well



201 Marlin

The sleek 20 foot Marlin combines a full 8 foot beam, fiberglass liner, a fold-down sleeper seat, and plenty of cockpit space. She's as at home at the lake as she is in coastal waters.



Lockable cabin door



Molded-in storage tray



Cabin interior forward



Helm seat insulated icebox

Centerline length	19'8"
Beam amidships	96"
Transom height	44"
Transom width	92"
Hull draft	14"
Weight (w/140 h.p.)	2685 lbs.

Weight and dimensions are approximate and may vary.

Standard Features

Full fiberglass liner
Non-skid fiberglass cockpit floor
Walk-thru tempered glass windshield with sliding forward hatch
Vinyl covered foam bunk cushions
Three large under bunk storage compartments
Cabin shelves
Bow compartment rope locker
Deluxe nylon cabin headliner
Cabin lamp
Teak lockable cabin door
Bow rail

Custom marinium deck hardware
Cabin port light windows
Heavy-duty gunwale molding
Stainless steel steering wheel
Covered instrument panel
Pedestal chair, swivel and sliding
Companion back-to-back sleeper seat
Insulated fish box or storage compartment under helm seat
Fish box seat cushion
Molded-in storage box with teak lid in front of companion seat
Helm seat and companion built-in drink holders
Glove box with lock
Removable fish well in cockpit floor
Side storage shelves
Rod racks, port side
Aft molded recess for top storage
Removable aft bait wells
48 gallon aluminum gas tank
Bilge pump and blower

Insulated engine box with built-in drink holders
Removable stern light
Teak swim platform with ladder, port side
Basic foam flotation
140 h.p. stern drive engine
BIA approved lighting and ventilation

Factory Options

Top and side curtains with boot
Aft curtain
Mooring cover
Jump seats
Windshield wiper(s)
Horn
Marine head
Pedestal chair (companion), swivel and sliding
Pedestal chair cover
Chair gimbals
Bow lifting ring
Aft deck fresh water sink



Cockpit lights
Four flush mounted rod holders
Automatic bilge pump
15 foot outrigger kit
Engine options to 260 h.p.
Chain pipe deck fitting
Snap in carpet



205 Gulfstream

The protection of a cabin and windshield makes this 8 foot beam walkaround a comfortable family fishing machine. With over 80 square feet of cockpit and walk-around area, there's plenty of room for a full day offshore.



Cabin interior



Marine head: optional



Floor storage compartment



Recessed non-skid walkway

Centerline length	20'4"
Beam amidships	96"
Transom height	43"
Transom width	94"
Hull draft	14"
Weight (w/120 h.p.)	2970 lbs.
Weight and dimensions are approximate and may vary.	

Standard Features

Ventilating windshield with tempered glass
Sliding side cabin windows
Non-skid fiberglass cockpit floor
Stainless steel steering wheel
Covered instrument panel
Pedestal chairs, swivel and sliding
Drink holder at helm station
Self-bailing cockpit with non-skid fiberglass floor
Two large insulated cockpit fish boxes with overboard drains
Vertical cockpit rod storage holders
Vinyl covered foam bunk cushions

Three large under bunk storage compartments
Fiberglass cabin liner
Cockpit floor storage compartment
Cabin lamp
Teak lockable cabin door
Opening bulkhead
Deluxe nylon cabin headliner
Recessed non-skid walkway around entire cabin
Cabin side rails
Bow rail
Bow anchor locker with cushion seat
Custom marinium deck hardware
Heavy-duty vinyl gunwale molding
65 gallon aluminum gas tank
Footrest storage box
Starboard molded in aft bait well with overboard drain
Port side aft deck molded in fresh water sink
Insulated engine box with built-in drink holders
Automatic bilge pump
Basic foam flotation

120 h.p. stern drive engine
BIA approved ventilation
International lighting

Factory Options

Folding top and side curtains with boot
Drop curtain
Helm station cover
Mooring cover
Chair covers
Jump seats
Windshield wiper(s)

Horn
Marine head
Chair gimbals
Bow lifting ring
Teak swim platform with ladder, port side
Four flush mounted rod holders
Cockpit lights
15 foot outrigger kit
Engine options to 260 h.p.
Aerated live well
Salt water wash down



212

Chesapeake

This 21 foot, traditional lapstrake hull with an 8 foot beam houses a deep, 62 square foot, fiberglass lined cockpit with a removable fish well, removable bait wells, side rod racks; more than 140 quarts of insulated storage.



Rod racks



Cockpit removable fish box



Fiberglass lined cockpit



Companion seat insulated icebox

Centerline length	21'2"
Beam amidships	96"
Transom height	46"
Transom width	83"
Hull draft	14"
Weight (w/120 h.p.)	2820 lbs.

Weight and dimensions are approximate and may vary.

Standard Features

Full fiberglass liner
Ventilating windshield with tempered glass
Non-skid fiberglass cockpit floor
Stainless steel steering wheel
Full instrument panel
Pedestal chairs, swivel and sliding
Fiberglass fish well in cockpit floor
Two insulated fish boxes or storage compartments under helm and companion seats with overboard drains
Two fish box seat cushions
Two insulated icebox or storage compartments adjacent to helm and companion seats with overboard drains

Vinyl covered foam bunk cushions
Cabin liner shelves
Bow compartment rope locker
Three large under bunk storage compartments
Helm side drink holder
Side storage shelves
Rod racks
Bow and side rails
Custom marinium deck hardware
Heavy-duty gunwale molding
Non-skid deck
Removable aft bait wells
Automatic bilge pump
Insulated engine box with built-in drink holders
Horn
Sliding forward deck hatch
Teak lockable cabin door
Opening bulkhead
Cabin lamp
65 Gallon aluminum gas tank
Footrest storage box

Deluxe nylon cabin headliner
120 h.p. stern drive engine
Basic foam flotation
BIA approved ventilation
International lighting

Factory Options

Top and side curtains with boot
Aft curtain
Mooring cover
Chair covers
Jump seats
Windshield wiper(s)
Marine head
Teak swim platform with ladder, port side
Aft deck fresh water sink
Bow lifting ring
Four flush mounted rod holders
Chair gimbals
Cockpit lights
15 foot outrigger kit
Engine options to 260 h.p.
Chain pipe deck fitting



220 Bimini

This trailerable 22-foot family fisherman is fully outfitted with two large fish boxes, two insulated ice boxes with overboard drains, two aft bait boxes, and plenty of storage for rods and gear in a big 75 square foot, self-bailing cockpit.

Centerline length	22'
Beam amidships	96"
Transom height (single)	25"
Transom height (twin)	20"
Transom width	94"
Hull draft	14"
Maximum h.p.	260 h.p.
Weight	2900 lbs.
Weight and dimensions are approximate and may vary.	

Standard Features

Full fiberglass liner
Ventilating windshield with tempered glass
Sliding side cabin windows
Two fixed front cabin windows
Fabric covered foam bunk cushions
Three large under bunk storage compartments
Cabin liner side shelves
Bow compartment rope locker
Forward cabin hatch
Cabin lamp
Teak lockable cabin with companionway hatch



Fiberglass lined, self-bailing cockpit



Helm station lockable radio box



Cabin door and helm station



Cabin interior forward



Aft bulkhead and molded-in boxes

Stainless steel bow rail
Heavy-duty gunwale molding
Marinium deck hardware
Non-skid walkway around entire cabin
Stainless steel steering wheel
Covered instrument panel
Horn
Pedestal chairs, swivel and sliding
Two large insulated fish boxes or storage compartments under helmsman and companion seats with overboard drains
Two iceboxes under companion seat and helmsman seat, both with overboard drains
Cockpit lights
Two fish box seat cushions
Helm and companion seat drink holders
Lockable helm station radio box
Self-bailing cockpit with non-skid fiberglass floor
95 gallon aluminum gas tank
Bow lifting ring
Side storage shelves

Two aft cockpit insulated bait boxes with overboard drains
Two battery storage compartments
Four vertical rod storage holders
Aft cockpit fold-down motor well bulkhead
Two bilge pumps; one automatic, one manual
Removable stern light
Mechanical steering
BIA approved ventilation
International lighting
Horizontal rod racks

Factory Options

Folding top and side curtains with boot
Drop curtain
Windshield wiper(s)
Marine head
Rod holders, (4) flush mounted marinium
Outrigger Kit, 15 feet
Chair cover for pedestal chair
Chair gimbals
Chain pipe deck fitting
40 gallon auxiliary gas tank
Single binnacle control
Dual binnacle control
Teak swim platform with ladder, port side
Hynautic steering
Hydraulic trim tabs
Aerated live well
Salt water wash down



221 Pacific

The Pacific's big self-bailing cockpit has everything from two insulated fish boxes, ice boxes, and rod racks, to a full rigging station with cutting board and four vertical rod holders between the aft seats. Plus, a marine head and aerated live well are available options.

Centerline length	22'
Beam amidships	96"
Transom height	47"
Transom width	89"
Hull draft	14"
Weight (w/170 h.p.)	3740 lbs.
Weight and dimensions are approximate and may vary.	

Standard Features

Full fiberglass liner
Ventilating windshield with tempered glass
Sliding side cabin windows
Two fixed front cabin windows
Fabric covered foam bunk cushions
Three large under bunk storage compartments
Cabin liner side shelves
Bow compartment rope locker
Forward cabin hatch
Cabin lamp
Teak lockable cabin door with companionway hatch
Bow lifting ring



Fish box and optional aerated live well

Stainless steel bow rail
Heavy-duty gunwale molding
Marinimum deck hardware
Non-skid walkway around entire cabin
Stainless steel steering wheel
Covered instrument panel
Horn
Pedestal chairs, swivel and sliding
Cockpit lights
Two large insulated fish boxes or storage compartments under helmsman and companion seats with overboard drains
One icebox under companion seat and one aerated live well under helmsman seat, both with overboard drains
Two fish box seat cushions
Helm and companion seat drink holders
Lockable helm station radio box
Self-bailing cockpit with non-skid fiberglass floor
95 gallon aluminum gas tank
Rod racks



Forward cabin hatch



Aft seats and bait rigging station



Instrument panel and forward access



Horizontal rod racks

Side storage shelves
Built-in aft seats
Insulated engine box with built-in drink holders and four vertical rod holders
Combination cutting board and rigging area between aft seats
Two bilge pumps; one automatic, one manual
BIA approved ventilation
International lighting

Factory Options

Folding top and side curtains with boot
Drop curtain
Windshield wiper(s)
Marine head
Rod holders, (4) flush mounted marinimum
Outrigger kit, 15 feet
Teak swim platform with ladder, port side
Chair cover for pedestal chair
Chair gimbals
Chain pipe deck fitting
Single engine options to 260 h.p.
Hydraulic trim tabs
40 gallon auxiliary gas tank
Aerated live well
Salt water wash down




240 Offshore

Note the big, self-bailing cockpit and forward walkaround area (over 110 square feet) in this trailerable 24 foot outboard. An uncluttered non-skid deck and folding aft bulkhead provide easy access to the stern.



Cabin storage shelves



Rod racks and aft baitwell



Aft-bulkhead up



Companion seat insulated icebox



Helm station radio box



Aft-bulkhead down

Centerline length	24'1"
Beam amidships	96"
Transom height (single)	25"
Transom height (twin)	20"
Transom width	92"
Hull draft	16"
Maximum h.p.	280 h.p.
Weight	3525 lbs.
Weight and dimensions are approximate and may vary.	

Standard Features

Full fiberglass liner
Ventilating windshield with tempered glass
Sliding side cabin windows
Two fixed, front cabin windows
Fabric covered foam bunk cushions
Three large under bunk storage compartments
Cabin liner side shelves
Bow compartment rope locker
Forward cabin hatch with cushion seat
Starboard cabin storage shelves
Cabin lamp
Teak lockable cabin door

Bow lifting ring
Stainless steel bow rail
Heavy-duty gunwale molding
Marinium deck hardware
Recessed non-skid walkway around entire cabin
Stainless steel steering wheel
Covered instrument panel
Horn
Pedestal chairs, swivel and sliding
Two large insulated fish boxes or storage compartments under helmsman and companion seats with overboard drains
Cockpit lights
Two fish box seat cushions
Helm and companion seat drink holders
Lockable helm station radio box
Self-bailing cockpit with non-skid fiberglass floor
95 gallon aluminum gas tank
Rod racks
Side storage shelves
Two battery storage compartments

Two aft cockpit insulated bait boxes with overboard drains
Aft cockpit fold-down motor well bulkhead
25" single engine capability
20" twin engine capability
Two bilge pumps, one automatic, one manual
Removable stern light
Mechanical steering
BIA approved ventilation
International lighting

Factory Options

Folding top and side curtains with boot
Drop curtain
Helm station cover
Windshield wiper(s)
Marine head
Rod holders, (4) flush mounted marinium
Outrigger kit, 15 feet
Chair cover for pedestal chair
Chair gimbals
Chain pipe deck fitting
55 gallon auxiliary gas tank
Single binnacle control
Dual binnacle control
Teak swim platform with ladder, port side
Hynautic steering
Dual tie bar kit
Hydraulic trim tabs
Aerated live well
Four vertical rod holders
Salt water wash down



241

Weekender

This trailerable, 8 foot beam, 24 foot walkaround is built for big water. With two large, overboard-draining fish boxes, rod racks and aft storage too, the Weekender stays easy to move around in and uncluttered, even offshore.



Forward cabin hatch



Optional motor box cushion



Fiberglass lined, self-bailing cockpit



Cabin interior, forward



Rod racks

Centerline length 24'1"
Beam amidships 96"
Transom height 49"
Transom width 92"
Hull draft 16"
Weight (w/260 h.p.) 4460 lbs.
Weight and dimensions are approximate and may vary.

Standard Features

Full fiberglass liner
Ventilating windshield with tempered glass
Sliding side cabin windows
Two fixed front cabin windows
Fabric covered foam bunk cushions
Three large under bunk storage compartments
Cabin liner side shelves
Bow compartment rope locker
Forward cabin hatch with cushion seat
Starboard cabin storage shelves
Cabin lamp
Teak lockable cabin door

Bow lifting ring
Stainless steel bow rail
Heavy-duty gunwale molding
Marinium deck hardware
Recessed non-skid walkway around entire cabin
Stainless steel steering wheel
Covered instrument panel
Horn
Pedestal chairs, swivel and sliding
Cockpit lights
Two large insulated fish boxes or storage compartments under helmsman and companion seats with overboard drains
Two fish box seat cushions
Helm and companion seat drink holders
Lockable helm station radio box
Self-bailing cockpit with non-skid fiberglass floor
95 gallon aluminum gas tank
Rod racks
Side storage shelves
Two removable aft storage wells

Insulated engine box with built-in drink holders
Two bilge pumps; One automatic, one manual
BIA approved ventilation
International lighting

Factory Options

Folding top and side curtains with boot
Drop curtain
Helm station cover
Motor box cushion
Windshield wiper(s)
Marine head
Rod holders, (4) flush mounted marinium
Outrigger kit, 15 feet
Small or large teak swim platform with ladder
Chair cover for pedestal chair
Chair gimballs
Chain pipe deck fitting
Single engine options to 260 h.p.
Twin options available


Hydraulic trim tabs
55 gallon auxiliary gas tank
Aft deck fresh water sink
Jump seats
Camper canvas
Salt water wash down

New 256 Wahoo
This hull available with single
engine gas or diesel inboard power.



254 Kingfish

An outstanding sportfishing boat with over 112 square feet of self-bailing cockpit and forward walkaround area. Standard equipment includes insulated fish box, bait wells, lockable storage and a fresh water system.



Optional tower with rod racks and radio box



Rod racks



Fiberglass lined, self-bailing cockpit



Cabin interior, forward



Optional motor box cushion

Centerline length 25'4"
Beam amidships 9'6"
Transom height 52"
Transom width 8'11"
Hull draft 19"
Weight (Single V-8) 5100 lbs.
Weight and dimensions are approximate and may vary.

Standard Features

Full fiberglass liner
Ventilating windshield with tempered glass
Sliding cabin windows with screens
Two fixed front cabin windows
Fabric covered foam bunk cushions
Four large under bunk storage compartments
Cabin liner side shelves
Deluxe nylon cabin headliner
Bow compartment rope locker
Forward cabin hatch with cushion seat
Galley cabinet
Stainless steel sink
Head enclosure

Fold-down alcohol stove
Built-in icebox
Two cabin tables
Cabin lamp
Three full size berths
Cabin step storage box
25 gallon water tank
Teak lockable cabin door with sliding access hatch
Bow lifting ring
Stainless steel bow rail
Heavy-duty gunwale molding
Marinium deck hardware
Recessed non-skid walkway around entire cabin
Side cabin handrails
Stainless steel steering wheel
Covered instrument panel
Pedestal chairs, swivel and sliding
Horn
Large insulated storage or fish well with overboard drain
Helm and companion seat drink holders

Lockable side storage compartment adjacent to companion seat with fishing rig holder racks
Lockable helm station radio box
Self-bailing cockpit with non-skid fiberglass floor
Cockpit lights
125 gallon aluminum gas tank
Rod racks
Side storage shelves
Two removable aft storage wells
Center insulated aft storage well with overboard drain
Insulated engine box with built-in drink holders
Two bilge pumps; one automatic, one manual
BIA approved ventilation
International lighting

Factory Options

Folding top and side curtains with boot
Drop curtain
Helm station cover
Motor box cushion
Windshield wiper(s)
Marine head
Rod holders, (4) flush mounted marinium
Outrigger kit, 15 feet
Small or large transom teak swim platform with ladder
Chair cover for pedestal chair
Chair gimbals
Chain pipe deck fitting
Dockside power
Shipping cradle
Single engine options to 260 h.p.
Twin options available
Hydraulic trim tabs
Tuna tower
Tuna tower canvas
Salt water wash down



255 Sailfish

You'll be amazed at the performance of this 25 foot sportfisherman with a 9½ foot beam. Plus, a head enclosure, galley and three full-sized berths in the walkaround cabin give it the comfort of much larger boats.



Insulated drink box



Fold down stove and insulated icebox



Head enclosure



Aft cockpit bait rigging table



Dual binnacle controls (with tower)

Centerline length	25'4"
Beam amidships	9'6"
Transom height	Twin 25"
Transom width	8'11"
Hull draft	19"
Maximum h.p.	365 h.p.
Weight	4300 lbs.
Weight and dimensions are approximate and may vary.	

Standard Features

Full fiberglass liner
Ventilating windshield with tempered glass
Sliding cabin windows with screens
Two fixed front cabin windows
Fabric covered foam bunk cushions
Four large under bunk storage compartments
Cabin liner side shelves
Deluxe nylon cabin headliner
Bow compartment rope locker

Forward cabin hatch with cushion seat
Galley cabinet
Stainless steel sink
Head enclosure
Fold down alcohol stove
Built-in icebox
Two cabin tables
Cabin lamp
Three full sized berths
Cabin step storage box
20 gallon water tank
Teak lockable cabin door with sliding access hatch
Bow lifting ring
Stainless steel bow rail
Heavy duty gunwale molding
Marinism deck hardware
Recessed non-skid walkway around entire cabin
Side cabin handrails
Stainless steel steering wheel
Hydraulic steering
Covered instrument panel

Pedestal chairs, swivel and sliding
Horn
Helm and companion seat drink holders
Lockable side storage compartment adjacent to companion seat with fishing rig holder racks
Lockable helm station radio box
Self-bailing cockpit with non-skid fiberglass floor
Cockpit lights
195 gallon aluminum gas tank capacity (two tanks; one 125 gal. and one 70 gal.)
Rod racks
Side storage shelves
180 Qt. insulated fishbox in front of motor well
45 Qt. recirculating live well
45 Qt. insulated fishbox
Fold up motor well work table
Saltwater wash down system
Two bilge pumps; one automatic, one manual
BIA approved ventilation
International lighting

Factory Options

Folding top and side curtains with boot
Drop curtain
Helm station cover
Windshield wiper(s)
Marine head
Rod holders (4) flush mounted marinium
Outrigger kit 15 feet
Teak swim platform with ladder
Chair cover for pedestal chair
Chair gimbals
Chain pipe deck fitting
Dockside power
Hydraulic trim tabs
Shipping cradle
Single binnacle control
Dual binnacle control
Tuna tower
Tuna tower canvas
Transom modification (single 25" engine)

Factory Options

All prices and specifications subject to change. Grady-White Boats, Inc. reserves the right to discontinue models or change prices, specifications, materials, equipment, color or design at any time without notice and without incurring obligation.

COVER OPTIONS:

All cover options except the mooring cover are made of the finest quality marine vinyl with corrosion resistant fittings.

Individually custom fit to each boat.



Camper top 241



Top, side and aft curtains
190, 192, 193, 194, 195, 196, 197, 200, 201, 212.



Mooring cover (canvas)

Covers and protects entire deck and interior of boat.



Spray hood with connector, and Bimini top 204.



Aft deck fresh water sink
196, 201, 212, 241.



Marine head (cabin installation shown)
200, 201, 204, 204-C, 205, 212, 220, 221,
240, 241, 254, 255, and 256



Stylish jump seats
192, 196, 197, 201, 205, 212, and 241.



Chain pipe deck fitting
195, 196, 200, 201, 212, 220, 221, 240
241, 254, 255, and 256



Helm station cover
204-C, 205, 220, 221, 240, 241,
255, and 256



Stern seat cushions and safety rail
204-C.



Vista top and side curtains
204-C, 205, 212, 220, 221, 240, 241, 254, 255, and 256.
All above models except 212 available with drop curtains.



48 qt. removable cooler with cushion
seat 190, 192, 195, 196, and 197.



Binnacle control(s)
204, 204-C, 220, 240, and 255.



GRADY-WHITE BOATS

P.O. Box 1527, Greenville, N.C. 27834

Visit your Grady-White dealer.

Now that you've seen pictures and descriptions of the 1981 Grady-Whites, see them at your Grady-White dealer. Just run your hand down the smooth gel coat finish. Then, knock on the solid hand laid fiberglass hulls. Closely inspect the custom made hardwood trim. And, jump into the large fiberglass lined cockpits and see

the storage and insulated ice boxes for yourself.

Once you've seen a Grady-White up close, you'll understand why we're proud of every boat. And, why a Grady-White is an outstanding boat value.

Sooner or later, if you're a serious boater, we bet you'll own a Grady-White.

